




INFORMATION ON


Creation of print data

In order to ensure an optimal process in the processing of your data you should consider the following points when preparing or creating the data:


-  **Bitmap images** embedded in the document should be in final format
 - Size 1:1, 100dpi
 - Size 1:10, 1000dpi
-  **PDF documents**

Please convert and save this as a **PDF/X3** with a **15mm bleed** all around and **without crop marks** (Disable image compression). Color profile/output in FOGRA39.
-  **Fonts and Logos:**


Please deliver logos as vector data and deliver fonts converted into paths, unless text changes are desired / planned.


To avoid delays and misprints, please make sure that all imports and fonts for the respective output document are included.
-  **Photoshop**

As EPS format / tif / psd / jpeg.

Color mode CMYK (do not pre-separate images).
-  **Illustrator**

As illustrator .eps or .ai (images embedded).

Please also deliver the imports integrated in the document.
-  **InDesign**

Please also deliver the imports integrated in the document.
-  **Data transmission**

For larger data, please use a file hosting service such as WeTransfer.